

Channel Access Management Portal (CHAMP)



The Channel Access Management Portal (CHAMP) is the new retail login portal that will act as a central landing page for launching various retail applications. All existing users will be migrated to CHAMP, however current tool access remains unchanged.

Benefits

- ✓ Streamlines access to current and future systems as reps require less user IDs
- ✓ Reduced time for logging into multiple applications
- ✓ Reduced password reset requests
- ✓ Integrated with Office 365

Important

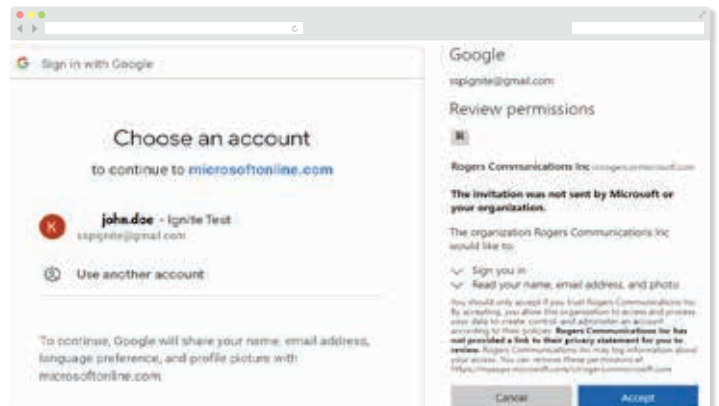
- i All users will receive an invitation to CHAMP once their manager/administrator has assigned a CHAMP role to them.
- i The email invitation will come from Microsoft invitations (invites@microsoft.com). This invitation **MUST** be redeemed in order to access the CHAMP portal.

CHAMP Redemption Process

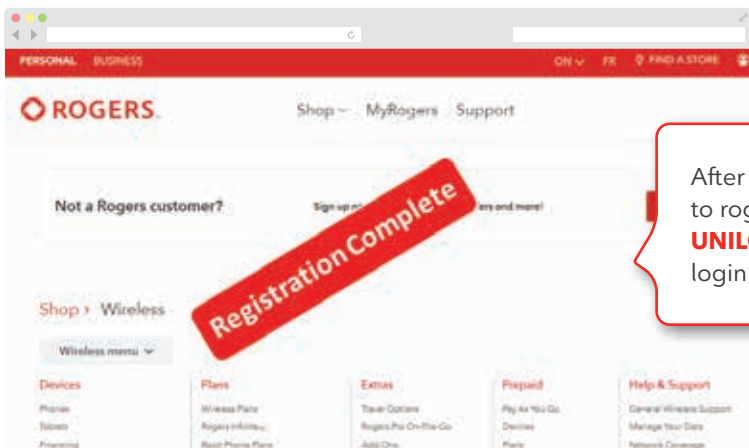
1 Click **GET STARTED**.



2 Choose the user account and click **ACCEPT** on the Review Permissions screen to complete the registration process.



3

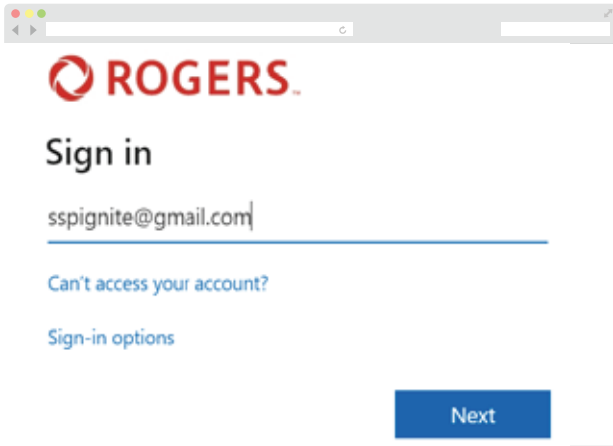


After completion, you will be directed to rogers.com. From there, navigate to **UNILogin.ROGERS.COM** to start your login process.

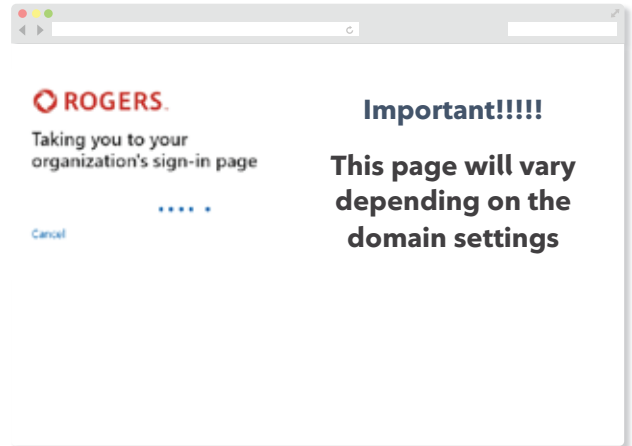
Channel Access Management Portal (CHAMP)

How to Log in to CHAMP

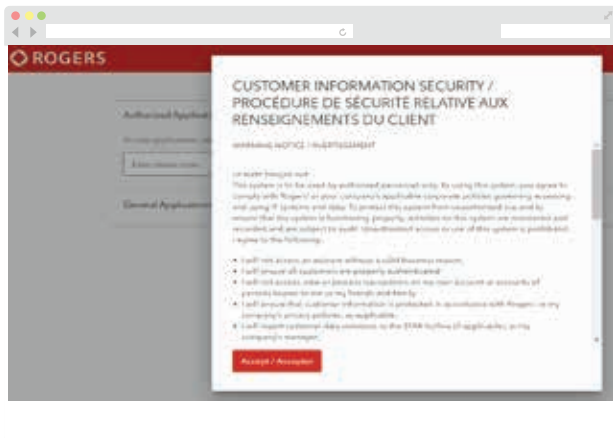
- 1 Go to **UNILOGIN.ROGERS.COM** and sign in with your email or username and click **NEXT**.



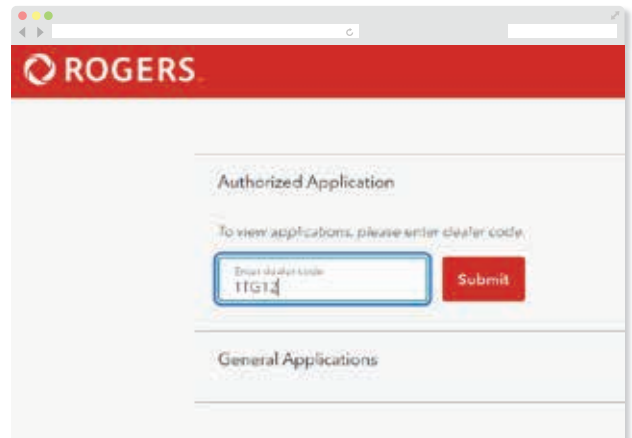
- 2 You will be directed to your organization's sign-in page.



- 3 Click **ACCEPT** on the Customer Information Security Notification.



- 4 Enter your Dealer Code and click **SUBMIT**.



- 5 Launch the required application (i.e. SSP).

